





















Results – World and European Championships – Pila, Poland 2016

Class 1

#	FEMA	Name	Heat 1	Heat 2	Heat 3	Result
1	1622	 Andrii Yakymiv	0,000	259,324	261,608	261,608
2	653	 Lembit Vaher	0,000	0,000	257,588	257,588
3	978	 Rain Teder	254,682	0,000	0,000	254,682
4	1301	 Dmitriy Savinykh	253,960	0,000	0,000	253,960
5	1261	 Evgeni Soloviev	251,401	251,982	0,000	251,982
6	658	 Sven Aadla	246,395	0,000	0,000	246,395
7	859	 Volker Besang	207,393	237,568	244,693	244,693
8	327	 Viktor Lysenko	213,440	240,582	244,416	244,416
9	1419	 Aaron Monk	240,481	0,000	0,000	240,481
10	405	 Györgyi Bondor	0,000	233,368	233,172	233,368
11	1275	 Natalia Bach	215,255	233,128	0,000	233,128
12	1615	 Alexandr Barbin	0,000	0,000	228,789	228,789
13	558	 Tamás Tamasóczki	0,000	213,664	223,954	223,954
14	619	 Boris Åström	217,782	0,000	0,000	217,782
15	492	 Zbigniew Cholewczyński	0,000	96,492	205,541	205,541
16	1060	 Dilyan Tsarski	179,662	183,200	184,042	184,042
17	1314	 Iliya Tsarski	0,000	0,000	0,000	0,000
18	3747A	 Ted Maciag	0,000	0,000	0,000	0,000
19	1186	 Bolesław Judkowiak	0,000	0,000	0,000	0,000
	302	 Aaron Monk	0,000	0,000	0,000	-
	1302	 Dmitriy Savinykh	0,000	0,000	0,000	-
	745	 Evgeni Soloviev	0,000	0,000	228,891	-

Class 2

#	FEMA	Name	Heat 1	Heat 2	Heat 3	Result
1	1194	 Torbjörn Johannessen	277,545	278,463	0,000	278,463
2	757	 Andrei Usanov	0,000	0,000	277,819	277,819
3	584	 Edvard Stelling	268,284	267,112	272,645	272,645
4	407	 Györgyi Bondor	0,000	272,155	0,000	272,155
5	654	 Lembit Vaher	0,000	268,694	0,000	268,694
6	1401	 Andre Luman	237,290	266,519	268,143	268,143
7	1550	 Yuriy Ryabets	267,234	0,000	0,000	267,234
8	1438	 Volodymyr Smolnikov	266,841	0,000	0,000	266,841
9	594	 Priit Hoyer	0,000	264,072	266,830	266,830
10	88	 Manuel Finn	264,504	0,000	0,000	264,504
11	091	 Imre Mayer	261,297	246,059	0,000	261,297
12	1457	 Jaroslav Krotchenkov	260,895	0,000	0,000	260,895
13	1353	 Volker Besang	256,908	260,055	0,000	260,055
14	1584	 Andrii Abramyk	259,532	0,000	259,367	259,532
15	847	 Miroslaw Horla	258,966	0,000	0,000	258,966
16	1498	 Zoltán Nagy	257,068	248,485	256,115	257,068
17	646	 László Gál	251,552	253,566	0,000	253,566
18	636	 Svitozar Fur	253,107	0,000	0,000	253,107
19	956	 Endre Bogdán	251,881	-	-	251,881
20	1652	 Hannes Virunurm	0,000	248,290	203,750	248,290
21	1423	 Piotr Jopek	246,311	245,457	238,862	246,311
22	1446	 Stig Hagberg	234,633	239,394	244,126	244,126
23	212	 Horst Denneker	241,960	243,701	0,000	243,701
24	1636	 Norbert Szentesi	238,996	243,608	0,000	243,608
25	583	 Juri Gontar	226,998	0,000	243,540	243,540
26	1627	 Oliver Monk	221,272	0,000	225,413	225,413
27	3747B	 Ted Maciag	0,000	214,786	222,956	222,956
28	1655	 Lyubomir Konarski	206,757	164,061	0,000	206,757
29	1479	 Gábor Dobrocsi	0,000	0,000	0,000	0,000
	1666	 Manuel Finn	0,000	254,054	0,000	-
	1643	 Yuriy Ryabets	0,000	0,000	265,400	-
	1663	 Volodymyr Smolnikov	0,000	0,000	0,000	-
	756	 Andrei Usanov	0,000	273,050	0,000	-

Class 3b

#	FEMA	Name	Heat 1	Heat 2	Heat 3	Result
1	856	 Evgeni Soloviev	259,554	0,000	-	259,554
2	1581	 Taras Priadka	251,401	0,000	0,000	251,401
3	1583	 Róbert Pásztor	250,461	0,000	-	250,461
4	1162	 Mika Döring	247,618	0,000	0,000	247,618
5	1361	 Aleksei Donskoi	236,045	243,654	245,856	245,856
6	1212	 Vladimir Kiper	234,735	244,959	245,672	245,672
7	1431	 Nikolai Kubasov	244,882	237,320	0,000	244,882
8	1561	 Ülo Liimask	239,772	0,000	243,334	243,334
9	1081	 Linas Adomavičius	242,088	0,000	-	242,088
10	1570	 Dmytro Bilyk	241,114	0,000	168,971	241,114
11	1333	 Ihor Safiyanyk	240,963	0,000	0,000	240,963
12	1246	 Mirosław Horla	0,000	223,058	227,355	227,355
13	1236	 Fanny Krasznai	225,290	226,772	0,000	226,772
14	1417	 Raimondas Kochanauskas	218,216	224,757	225,076	225,076
15	1416	 Daiva Stelling	0,000	216,153	0,000	216,153
16	1452	 Hajnalka Mayer	209,855	-	-	209,855
17	1620	 Tamás Tamasóczki	205,310	-	-	205,310
18	1616	 Lev Shprints	200,171	0,000	0,000	200,171
19	1530	 István Jankó	0,000	194,491	0,000	194,491
20	828	 Norbert Szentesi	170,387	-	-	170,387
21	1454	 Imre Mayer	156,557	-	-	156,557
22	1453	 Viktoria Mayer	0,000	149,688	0,000	149,688
23	1226	 Pasquale Mainieri	0,000	0,000	0,000	0,000
24	1234	 Francois Krasznai	0,000	-	-	0,000
	1367	 Mirosław Horla	155,404	142,802	0,000	-
	1430	 Vladimir Kiper	0,000	0,000	0,000	-
	980	 Ülo Liimask	242,092	0,000	0,000	-
	1436	 Ihor Safiyanyk	0,000	0,000	0,000	-
	855	 Evgeni Soloviev	0,000	256,547	0,000	-
	1381	 Nikolai Kubasov	238,635	0,000	0,000	-

Class 3

#	FEMA	Name	Heat 1	Heat 2	Heat 3	Result
1	1617	 Andrii Smolnykov	285,814	291,986	0,000	291,986
2	1566	 Andrii Yakymiv	291,448	0,000	0,000	291,448
3	1151	 Mart Sepp	226,868	0,000	284,260	284,260
4	1612	 László Gál	0,000	251,831	282,144	282,144
5	1156	 Nils Bjork	281,515	0,000	0,000	281,515
6	1660	 Leonid Roibou	262,490	278,102	0,000	278,102
7	1495	 Miroslaw Horla	276,193	277,918	0,000	277,918
8	1220	 Alexey Nikulin	258,533	276,084	0,000	276,084
9	1488	 Mikael Sundgren	274,615	257,011	0,000	274,615
10	1497	 Patryk Jerks	271,689	272,326	274,535	274,535
11	1624	 Jan-Erik Falk	273,411	274,035	240,833	274,035
12	1504	 Hannes Virunurm	195,340	0,000	273,151	273,151
13	1509	 Viktor Vasylenko	272,886	270,386	0,000	272,886
14	1525	 Florian Wanner	0,000	0,000	272,791	272,791
15	1101	 Lauri Teder	267,046	272,178	0,000	272,178
16	1587	 Mateusz Kubiak	272,007	0,000	0,000	272,007
17	1642	 Alexey Savinykh	268,366	270,894	0,000	270,894
18	1442	 Marek Fechner	261,803	265,822	270,769	270,769
19	1288	 Vladimir Kiper	270,168	0,000	0,000	270,168
20	1519	 Pasquale Mainieri	269,448	0,000	269,203	269,448
21	1176	 Horst Denneler	255,831	269,265	0,000	269,265
22	1518	 Joseph Krasznai	269,028	0,000	0,000	269,028
23	1520	 Paul-Otto Ströbel	254,582	268,763	0,000	268,763
24	1231	 Kenth Jansson	264,619	0,000	0,000	264,619
25	1628	 Florian Baumann	262,956	0,000	263,525	263,525
26	1425	 Augustyn Wegera	0,000	0,000	257,390	257,390
27	1512	 Raphael Zaugg	251,430	0,000	-	251,430
28	1534	 Hajnalka Mayer	249,088	249,516	-	249,516
29	1526	 Oliver Monk	241,050	0,000	0,000	241,050
30	1527	 Stephen Turley	0,000	0,000	0,000	0,000
31	1633	 Edvard Stelling	0,000	0,000	-	0,000
32	1535	 Viktoria Mayer	0,000	0,000	0,000	0,000
	1164	 Alexey Nikulin	0,000	0,000	0,000	-
	1579	 Mart Sepp	277,591	-	0,000	-
	1515	 Andrii Smolnykov	0,000	0,000	-	-
	1632	 Daiva Stelling	-	-	-	-


















Class 4

#	FEMA	Name	Heat 1	Heat 2	Heat 3	Result
1	1200	 Tõnu Sepp	307,263	0,000	0,000	307,263
2	1221	 Valerii Vagin	304,895	-	-	304,895
3	1199	 Priit Hoyer	301,519	0,000	0,000	301,519
4	1408	 Thomas Finn	299,719	295,384	270,896	299,719
5	1413	 Alberto Adreani	298,621	0,000	0,000	298,621
6	1098	 Tiit Luman	298,193	279,173	0,000	298,193
7	1312	 Urs Bach	297,311	0,000	292,563	297,311
8	Q2	 John Walker	296,480	294,247	0,000	296,480
9	1422	 Anette Besang	296,458	0,000	0,000	296,458
10	1560	 Daniel Kiechl	295,800	0,000	293,323	295,800
11	1456	 Joseph Krasznai	0,000	0,000	293,048	293,048
12	1621	 Róbert Pásztor	290,146	-	288,900	290,146
13	1273	 Christoph Rabenseifner	285,751	289,545	-	289,545
14	1634	 Daiva Stelling	0,000	0,000	289,227	289,227
15	1489	 Anders Martinelle	288,266	0,000	281,704	288,266
16	1573	 Viktor Vasylenko	0,000	0,000	287,880	287,880
17	964	 Valeri Krotchenkov	0,000	287,762	0,000	287,762
18	1412	 Gianmauro Castagnetti	273,845	286,648	285,406	286,648
19	1496	 Stephen Turley	285,333	275,260	275,917	285,333
20	1473	 Boris Åström	285,084	0,000	285,301	285,301
21	1635	 Edvard Stelling	284,237	0,000	-	284,237
22	1613	 Tadeusz Perzyński	273,693	282,726	260,636	282,726
23	1318	 Wolfgang Schmid	279,553	0,000	-	279,553
24	1514	 Olexandr Soroka	0,000	278,833	0,000	278,833
25	1282	 Augustyn Wegera	278,824	0,000	154,802	278,824
26	1277	 Jan-Erik Falk	0,000	278,135	-	278,135
27	826	 László Zsarnóczky	276,323	0,000	0,000	276,323
28	NA	 Wayne Burns	0,000	275,919	255,921	275,919
29	777	 Stellan Åström	0,000	272,907	0,000	272,907
30	1606	 Anatoli Shlapoberski	0,000	257,510	270,113	270,113
31	1244	 Lyubomir Konarski	266,676	266,527	265,330	266,676
32	1491	 Fredrik Colliander	244,791	244,957	247,103	247,103
	1166	 Tiit Luman	283,375	0,000	0,000	-
	1500	 Tõnu Sepp	0,000	0,000	0,000	-
	1229	 Gianmauro Castagnetti	0,000	269,650	279,362	-
	1607	 Anatoli Shlapoberski	0,000	124,113	255,928	-
	1399	 Olexandr Soroka	0,000	0,000	192,831	-
	1402	 Valerii Vagin	-	-	-	-
















Class 5

#	FEMA	Name	Heat 1	Heat 2	Heat 3	Result
1	1389	 Michael Schmutz	340,934	342,028	341,219	342,028
2	605	 Peter Arlutzki	337,412	339,518	0,000	339,518
3	1370	 Michel Duran	336,984	339,068	0,000	339,068
4	1658	 Mikhail Gorbunsov	308,845	329,255	335,101	335,101
5	122	 Danielle Duran	334,372	0,000	0,000	334,372
6	055	 Walter Röder	332,781	334,137	0,000	334,137
7	1650	 Tõnu Sepp	325,977	0,000	333,677	333,677
8	1390	 Christoph Zaugg	0,000	333,618	-	333,618
9	1511	 Paul-Otto Ströbel	324,178	0,000	333,120	333,120
10	1651	 Ando Rohmets	327,805	0,000	332,557	332,557
11	1387	 Gilbert Huguenin	321,451	192,164	332,266	332,266
12	966	 Marino Vavassori	0,000	330,793	268,044	330,793
13	478	 Magnus Laas	321,837	329,672	0,000	329,672
14	991	 Tadeusz Koronka	326,997	328,390	328,917	328,917
15	997	 Piotr Jopek	320,999	0,000	328,161	328,161
16	763	 Andriy Sukhin	324,327	0,000	326,038	326,038
17	1337	 Valeri Krotchenkov	322,276	0,000	0,000	322,276
18	550	 Endre Bogdán	0,000	321,726	316,727	321,726
19	1508	 Roland Bendel	0,000	0,000	321,399	321,399
20	629	 Horst Dennerer	312,708	319,766	0,000	319,766
21	1032	 Iurii Lysak	312,924	0,000	0,000	312,924
22	1146	 Tadeusz Perzyński	312,022	301,609	-	312,022
23	1455	 Richard Helander	302,807	309,144	0,000	309,144
24	Q12	 Robert Buckley	0,000	303,277	0,000	303,277
25	1531	 Karl-Arne Karlsson	302,986	0,000	0,000	302,986
26	1626	 Leif Lindén	302,722	302,150	0,000	302,722
27	094	 Johan Clason	273,374	293,550	291,756	293,550
28	1201	 Raivo Rähni	0,000	0,000	284,068	284,068
29	1625	 Stellan Ekström	279,456	-	-	279,456
30	1340	 Nils Bjork	0,000	0,000	277,170	277,170
31	1324	 Willi Hähnsen	257,720	0,000	0,000	257,720
32	1279	 Marin Lesikov	0,000	0,000	-	0,000
	1662	 Richard Helander	278,868	307,501	0,000	-
	037	 Peter Arlutzki	328,863	332,356	-	-
	565	 Leif Lindén	0,000	0,000	0,000	-
	1591	 Tõnu Sepp	328,084	0,000	0,000	-
	1336	 Iurii Lysak	0,000	0,000	0,000	-
	1605	 Mikhail Gorbunsov	317,485	0,000	0,000	-
	996	 Piotr Jopek	304,232	0,000	305,394	-
	1001	 Marino Vavassori	320,133	324,178	0,000	-
	1373	 Ando Rohmets	0,000	332,333	0,000	-
	1409	 Dieter Hecht	-	-	-	-
	1631	 Michael Schmutz	-	-	-	-
















Team classification

#	Nation	Result	1	2	3b	3	4	5
1	 Ukraine	1855	453	62	330	700	305	5
2	 Estonia	1768	525	222	53	242	625	101
3	 Russia	1511	296	371	527	148	0	169
4	 Switzerland	832	22	0	0	9	101	700
5	 Hungary	653	43	191	230	169	17	3
6	 Germany	601	71	43	182	0	209	96
7	 Norway	400	0	400	0	0	0	0
8	 France	374	0	0	0	0	22	352
9	 Lithuania	283	0	225	49	0	9	0
10	 Sweden	184	9	0	0	167	8	0
11	 Poland	150	9	7	17	101	0	16
12	 Italy	147	0	0	0	0	130	17
13	 Australia	53	0	0	0	0	53	0
14	 United Kingdom	42	40	0	0	0	2	0
15	 Belarus	25	0	17	0	0	4	4
16	 Bulgaria	9	9	0	0	0	0	0
17	 USA	3	3	0	0	0	0	0

Team classification - European Championship

#	Nation	Result	1	2	3b	3	4	5
1	 Ukraine	1857	453	62	330	700	307	5
2	 Estonia	1768	525	222	53	242	625	101
3	 Russia	1511	296	371	527	148	0	169
4	 Switzerland	842	22	0	0	9	111	700
5	 Hungary	658	43	191	230	169	22	3
6	 Germany	614	71	43	182	0	222	96
7	 Norway	400	0	400	0	0	0	0
8	 France	382	0	0	0	0	30	352
9	 Lithuania	288	0	225	49	0	14	0
10	 Sweden	187	9	0	0	167	11	0
11	 Poland	151	10	7	17	101	0	16
12	 Italy	148	0	0	0	0	131	17
13	 United Kingdom	43	40	0	0	0	3	0
14	 Belarus	26	0	17	0	0	5	4
15	 Bulgaria	9	9	0	0	0	0	0

Europe Cup

#	Nation	Result	1	2	3b	3	4	5
1	 Ukraine	1702,769	261,608	266,841	251,401	291,986	304,895	326,038
2	 Estonia	1694,816	257,588	268,694	243,334	284,260	307,263	333,677
3	 Russia	1674,649	253,960	277,819	259,554	278,102	270,113	335,101
4	 Germany	1659,936	244,693	264,504	247,618	269,265	299,719	334,137
5	 Hungary	1650,000	233,368	272,155	250,461	282,144	290,146	321,726
6	 Poland	1581,423	205,541	258,966	227,355	277,918	282,726	328,917
7	 Sweden	1340,833	217,782	244,126	-	281,515	288,266	309,144
8	 Switzerland	1145,258	233,128	-	-	272,791	297,311	342,028
9	 UK	992,277	240,481	225,413	-	241,050	285,333	-
10	 France	901,144	-	-	-	269,028	293,048	339,068
11	 Belarus	870,933	-	260,895	-	-	287,762	322,276
12	 Lithuania	803,960	-	272,645	242,088	-	289,227	-
13	 Bulgaria	657,475	184,042	206,757	-	-	266,676	-
14	 Italy	629,414	-	-	-	-	298,621	330,793
15	 Norway	278,463	-	278,463	-	-	-	-